

How to update Retevis RT85 Firmware



by Vivian Jan 17, 2022 2 RETEVIS RT85, Retevis RT85 Firmware

Retevis RT85 is an analog amateur radio with alarm function. The frequency range supports VHF: 136-174Mhz and UHF: 400-470Mhz. The full dot matrix screen, power, frequency, channel, and status indicators can be seen clearly. Can be dual standby and dual waiting. Full keyboard operation, you can turn the knob or keyboard to input the frequency you want, and can store 200 memory channels. With intelligent noise reduction technology. It also has a flashlight function, which is convenient for outdoor camping and other dark environments. Today, let us learn how to upgrade the RT85 firmware.

Where to download RT85 firmware?

Go to this website. <https://www.ailunce.com/ResourceCenter/> Find RT85, download the firmware files.

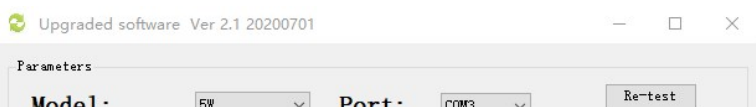
How to upgrade?

1. Enter the DFU mode. Press the PTT+P1 key together, turn on the radio.



2. Plug the USB cable on your computer.


3. Open the "RT85 10W_5W_UpData.exe"





BLOG CATEGORIES


- Ailunce News
- User Tutorial
- Radio Function
- Product Introduction
- Amateur Radio News
- Product Review
- Radio knowledge
- New to Amateur Radio
- Amateur Radio Topics
- Retevis RT73
- Ailunce HS2
- MMDVM Digital Voice Hotspot


Recently Posts

- 

by Yamy
What kind of microphone is suitable for the mobile ...
- 

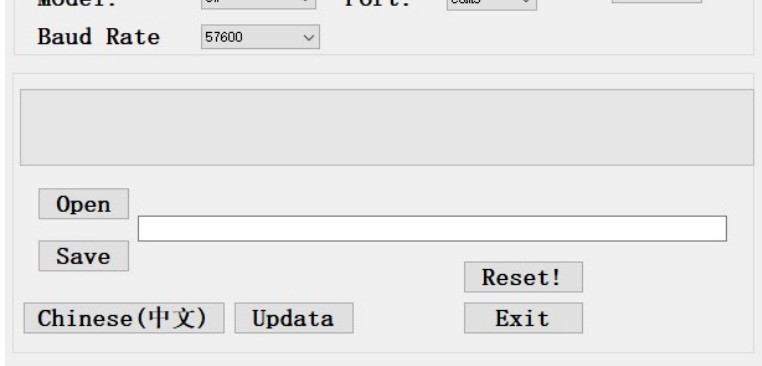
by Yamy
Why do hams like the DRM
- 

by Yamy
How to set the TX Mode of Retevis RT3S
- 

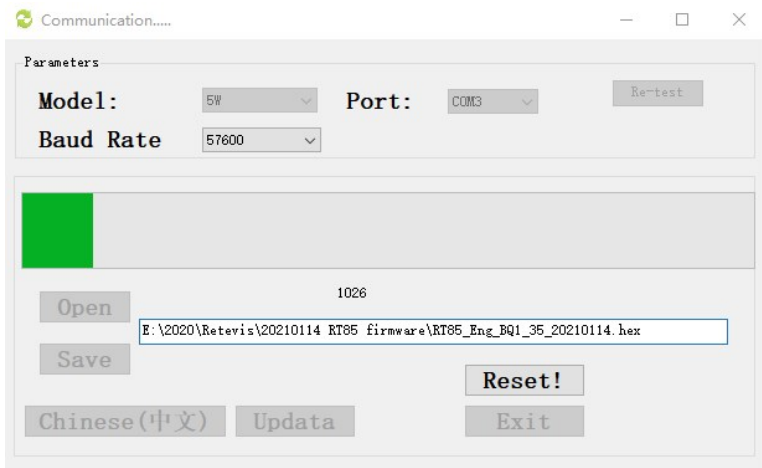
by Yamy
How to do when prompt virus arises downloading HD ...
- 

by Yamy
Why does amateur radio not support CB band

FACEBOOK



4. Open the "RT85_Eng_BQ1_35_20210114.hex" file. Then click "Update".



Note:

Please kindly note that during updating, if updating is interrupted, please do not turn on the radio, otherwise, the chip will be broken and radio won't work forever, then it will need to change chip, please keep radio in updating mode and turn off the updating software and open it again and press reset in the updating software, after finish the reset, just update again.

Check the radio version: MCU BQ 1.35 is the latest firmware version.



Why the Coax is 50 ohms?

How to set mixed receive for Retevis RT80? ↻

Recently Posts

by Yamy
How to set the TX Mode of Retevis RT3S

by Yamy
How to do when prompt virus arises downloading HD ...

by Yamy
How to calibrate the user settings of the new vers ...

by Yamy
How to upgrade the firmware of Retevis RT83

by Yamy
How to upgrade the firmware of new version Ailunce ...

by Yamy
Why hams like to set up radios in the wild ?

Comments



Erick Le
Suche , Akkus für die Geräte Retevis RT85!

Jul 19,2021 17:09

← REPLY



Yolanda **Author**
If you need RT85 battery, you can email info@retevis.com

Aug 27,2021 01:52

← REPLY

Leave a comment

SEND MESSAGE

CONTACT INFO

Skype: +86 15093323284

Email: hams@ailunce.com

Skype: +86 15093323284

Ailunce

AmateurRadio



SERVICE SUPPORT

After-sale Service

Self-service

Resources Download

Accounts Management

Order Status

Shopping Help

ABOUT AILUNCE

Brand

News

Store

Blog

Forum

Wish List

FOR BUSINESS

Bulk Order

Dealer Request

